
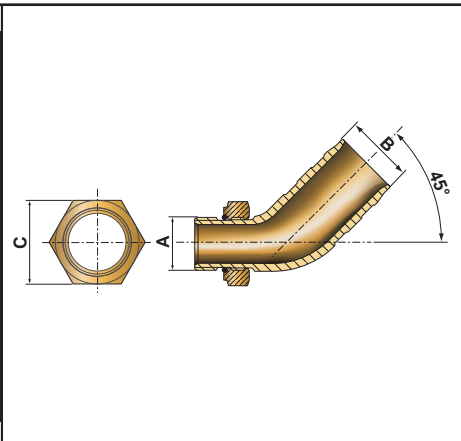





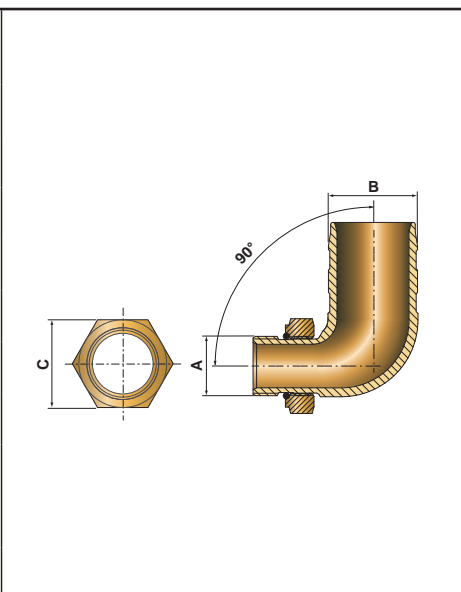












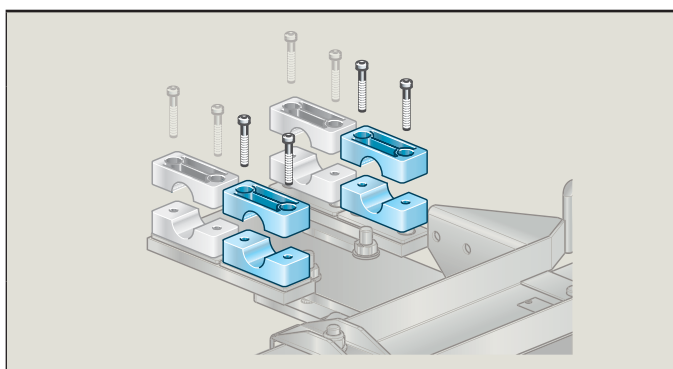
RACCORDI PORTAGOMMA A 45° / 45° TAIL FITTINGS

		CODICE CODE	A	ATTACCO GAS GAS PORT	B	TUBO HOSE	C	CHIAVE WRENCH
		RP450343900		3/4"		ø 39		36 (60 Nm )
RP451004500		1"		ø 45		46 (70 Nm )		
RP451145100		1" 1/4		ø 51		50 (80 Nm )		
RP451125100		1" 1/2		ø 51		55 (90 Nm )		


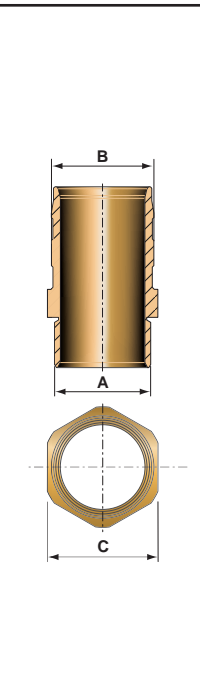












RACCORDI PORTAGOMMA A 90° / 90° TAIL FITTINGS

		CODICE CODE	A	ATTACCO GAS GAS PORT	B	TUBO HOSE	C	CHIAVE WRENCH
		RP900122500		1/2"		ø 25		28 (35 Nm )
RP900123200		1/2"		ø 32		28 (35 Nm )		
RP900342500		3/4"		ø 25		36 (60 Nm )		
RP900343200		3/4"		ø 32		36 (60 Nm )		
RP900343900		3/4"		ø 39		36 (60 Nm )		
RP901003900		1"		ø 39		46 (70 Nm )		
RP901004500		1"		ø 45		46 (70 Nm )		
RP901005100		1"		ø 51		46 (70 Nm )		
RP901145100		1" 1/4		ø 51		50 (80 Nm )		
RP901125100		1" 1/2		ø 51		55 (90 Nm )		

**COLLARI FERMA TUBI COMPLETI DI VITI DI FISSAGGIO
PIPE CLAMPING COLLARS WITH FASTENING SCREWS**

	CODICE CODE	Diametro collare Collar diameter
	23401026000	ø 25
23401027000	ø 35	
23401028000	ø 38	


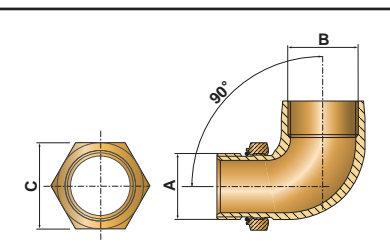

RACCORDI PORTAGOMMA DIRITTI / STRAIGHT TAIL FITTINGS

		CODICE CODE	A	ATTACCO GAS GAS PORT	B	TUBO HOSE	C	CHIAVE WRENCH
		RP0001225A0	1/2"	ø 25	27 (40 Nm )			
RP0001232A0	1/2"	ø 32	36 (40 Nm )					
RP0003432A0	3/4"	ø 32	34 (60 Nm )					
RP0003439A0	3/4"	ø 39	41 (60 Nm )					
RP0010032A0	1"	ø 32	41 (70 Nm )					
RP0010039A0	1"	ø 39	41 (70 Nm )					
RP0010045A0	1"	ø 45	50 (70 Nm )					
RP0010051A0	1"	ø 51	55 (70 Nm )					
RP0011451A0	1" 1/4	ø 51	55 (80 Nm )					
RP0011239A0	1" 1/2	ø 39	55 (90 Nm )					
RP0011245A0	1" 1/2	ø 45	55 (90 Nm )					
RP0011251A0	1" 1/2	ø 51	55 (90 Nm )					

RUBINETTO A SFERA ORIENTABILE / ADJUSTABLE BALL VALVE

	CODICE CODE	A	ATTACCO GAS GAS PORT	B	TUBO HOSE	C	CHIAVE WRENCH
	RS001125100	1" 1/2	ø 51	55 (90 Nm )			
RS001124300	1" 1/2	ø 43	55 (90 Nm )				
RS001123900	1" 1/2	ø 39	55 (90 Nm )				
RS00112MF00	1" 1/2	F 11/2	55 (90 Nm )				

**RACCORDO ORIENTABILE IN OTTONE A 90° M 1" 1/2 - F 1" 1/2
90° ADJUSTABLE BRASS FITTING M 1" 1/2 - F 1" 1/2**

		CODICE CODE	A	ATTACCO GAS GAS PORT	B	TUBO HOSE	C	CHIAVE WRENCH
		90021702600	1" 1/2	1" 1/2	55 (90 Nm )			