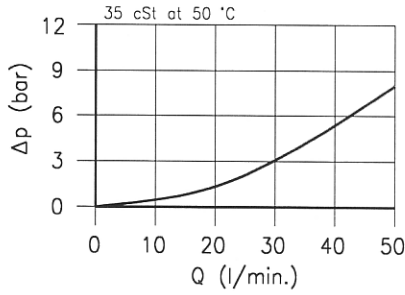
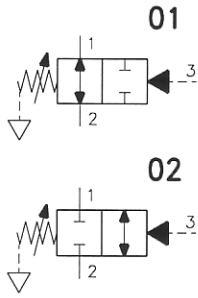
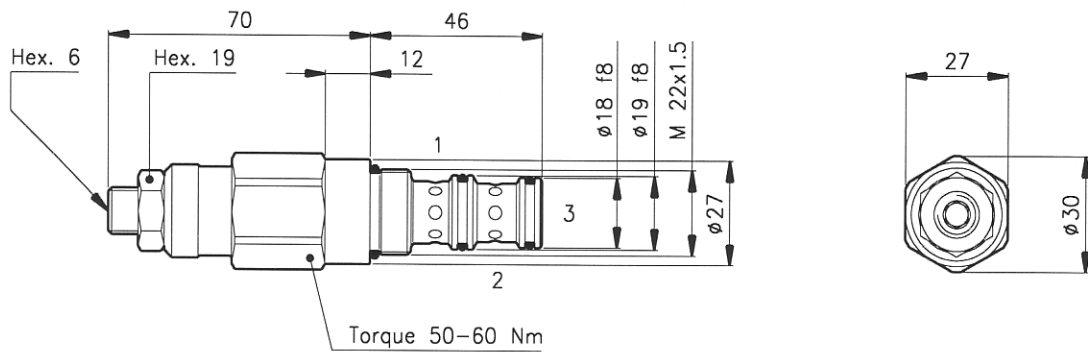


Technical features



Cavity	(For dimensions see catalogue 17.000)	S 30/3
Nominal flow	(l/min.)	40
Max. pressure	(bar)	350
Fluid viscosity range	(cSt)	2.8 - 380
Fluid temperature range	(°C)	-20 +80
Mass	(kg)	0.280
Hydraulic fluid; mineral oil HM and HV		ISO 6074
Recommended filtration; 19/15 ISO 4466 (25 μ absolutes)		
Standard seals in Polyurethane and Buna N		

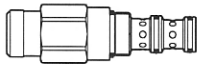
Dimensions



Ordering informations

VDT 30/3201-D-N

VDT 30 = Valve type



Circuits



Standard springs

Type	Setting range
U	= 5 - 35 bar
D	= 14 - 70 bar
T	= 35 - 105 bar

Adjustment type

N = Standard adjustment



Codes:

VDT 30/3201-U-N	32 011 106
VDT 30/3201-D-N	32 011 107
VDT 30/3201-T-N	32 011 108
VDT 30/3202-U-N	32 011 109
VDT 30/3202-D-N	32 011 110
VDT 30/3202-T-N	32 011 111
External seals kit	90 620 104

VDT 30 valves can be assembled on standard bodies 30-C3 series; for dimensions see catalogue 16.010