


ENGINEERING  
TOMORROW



Technical Information

# Orbital Motors Seal Kits



**Revision history**

*Table of revisions*

<b>Date</b>	<b>Changed</b>	<b>Rev</b>
June 2021	Changed document number from 'BC00000030' and '11020663' to 'BC152886483676'; updated product options	0601
October 2017	Added OMP X and OMR X data to table and updated to Engineering Tomorrow	0401
July 2014	Converted to Danfoss layout	CA
January 2011	Small updates to tables	BC
May 2010	Japan location	BA
September 2007		AB
July 2007	First edition	AA

## Contents

### Special versions

#### Seal kits for Orbital Motors

Type OMT, OMTS, OMT HD, OMT FL, OMT FH, OMT FK, OMV, OMVS and OMV HD.....	5
Type TMK, TMK FL, TMT, TMT FL, TMTW, and TMVW.....	5

#### Name plate

OMT / OMV.....	7
TMK / TMT / TMV.....	7

#### Consecutive motor code

### **Special versions**

The list of seal kits cannot be used when ordering kits for special motor versions. In this respect, please contact the sales organisation.

## Seal kits for Orbital Motors

Below a complete survey of code numbers for seal rings, full seal kits and O-rings (short motors) for **standard motors**.

The survey applies to series that can be supplemented with spare parts.

### Type OMT, OMTS, OMT HD, OMT FL, OMT FH, OMT FK, OMV, OMVS and OMV HD

*Type OMT, OMTS, OMT HD, OMT FL, OMT FH, OMT FK, OMV, OMVS and OMV HD*

Seal kits survey					
Motor type	Description	Series	Seal kits no. NBR	Production week (ww.yyyy)	
	Shaft versions			Series start	Series stop
OMT	Ø40 mm, Ø1 1/2 in, 1 1/4 in spl shaft, 1 in 45 mm tapered shaft, 1 3/4 in tap. shaft, PTO shaft	2	151B0113	27. 1988	-
OMTS	Seal set	2	151B0114	27. 1988	-
	Kits set*	2	151B1040	27. 1988	-
OMT HD	Shaft seal NBR shore 90	2	151B0161	27. 1988	-
	Shaft seal NBR shore 70	2	151B1113	27. 1988	-
OMT FX	Wheel Flange	2	151B0152	49.1989	-
OMT FL	Ø40, 1 1/2 in splined shaft	2	151B0153	36.1990	-
OMT FH	Ø40, 1 1/2 in splined shaft	2	151B0154	16.1991	-
OMT FK	Wheel Flange	2	151B0155	43.1991	24.2008
OMT FK	Wheel Flange	2	11050305	25.2008	-
OMV	Ø50 mm, Ø2 1/4 in, 2 1/8 in spl shaft, 60 mm tapered shaft, 2 1/4 in tapered shaft	2	151B0129	27. 1988	-
OMVS	Seal kits	2	151B0125	27. 1988	-
	Kits set*		151B1041	-	-
OMV HD	Shaft seal NBR shore 90	2	151B0162	27. 1988	-
	Shaft seal NBR shore 72	2	151B1114	27. 1988	-

\* O-ring for short motor

### Type TMK, TMK FL, TMT, TMT FL, TMTW, and TMVW

*Type TMK, TMK FL, TMT, TMT FL, TMTW, and TMVW*

Seal kits survey					
Motor type	Description	Series	Seal kits no. NBR	Production week (ww.yyyy)	
	Shaft versions			Series start	Series stop
TMK	Ø1 1/4 in, 1 1/4 in spl shaft, 1 1/4 in tap. shaft, 1 1/2 in tap. shaft, 1 5/8 in tapered shaft	0	151F0141	02. 2003	-
TMK FL	1 1/2 in tapered shaft	0	151F0142	02. 2003	-
TMT / TMTU	Ø40 mm, Ø1 1/2 in, 45 mm tapered shaft, 1 3/4 in tapered shaft	0	151B0176	49. 1999	-
TMT FL	1 1/2 in tapered shaft, 45 mm tapered shaft	0	151Z2059	49. 1999	-

**Seal kits for Orbital Motors**

*Type TMK, TMK FL, TMT, TMT FL, TMTW, and TMVW (continued)*

<b>Seal kits survey</b>					
<b>Motor type</b>	<b>Description</b>	<b>Series</b>	<b>Seal kits no. NBR</b>	<b>Production week (ww.yyyy)</b>	
	<b>Shaft versions</b>			<b>Series start</b>	<b>Series stop</b>
TMTW	Thread hole flange	0	151Z2072	49. 1999	-
TMVW	Thread hole flange with standard shaft seal	0	151Z7080	39. 2002	-

### Name plate

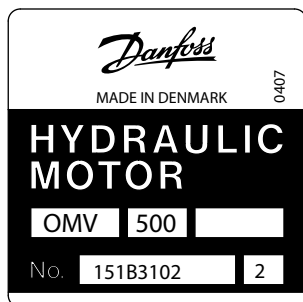
Old name plate:

- O = Series 0
- 1 = Series 1
- 2 = Series 2, etc

New name plate:

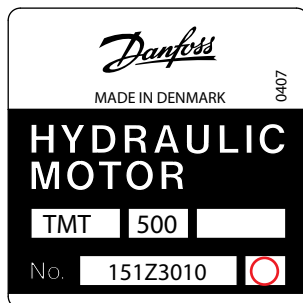
- Position D: See [Consecutive Motor Code](#)

### OMT / OMV

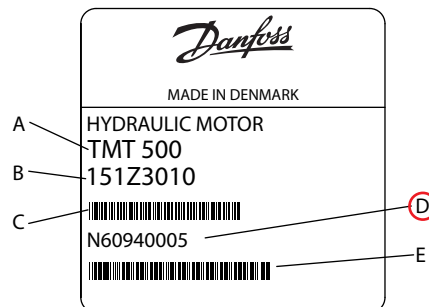


151-2122.11

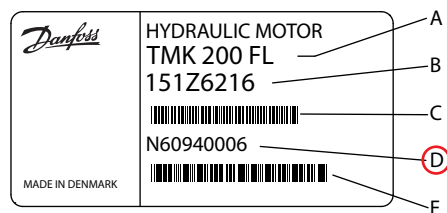
### TMK / TMT / TMV



151-2124.11



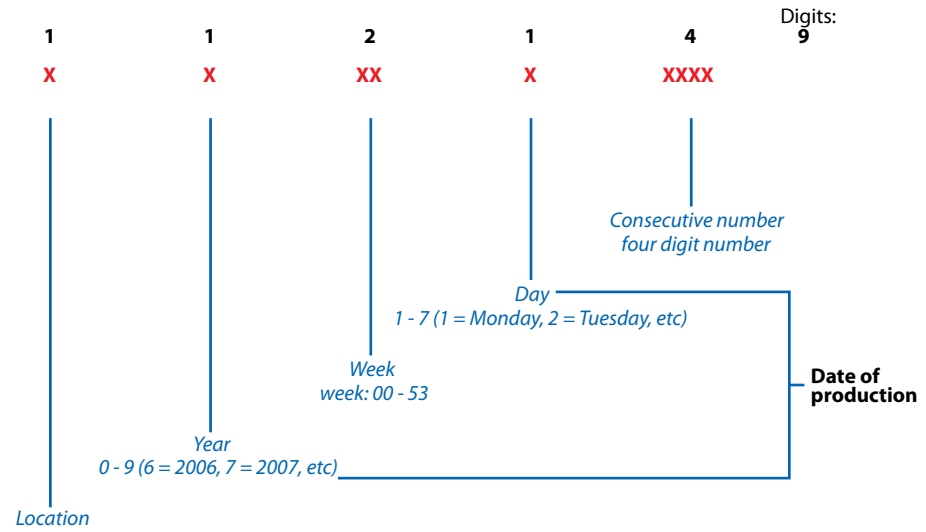
151-2131.10



151-2132.10

- A:** Type designation
- B:** Code number (text form)
- C:** Code number (bar code 39)
- D:** Consecutive number (text form) incl. date of manufacturing
- E:** Consecutive number (bar code 39)

**Consecutive motor code**





### Products we offer:

- Cartridge valves
- DCV directional control valves
- Electric converters
- Electric machines
- Electric motors
- Gear motors
- Gear pumps
- Hydraulic integrated circuits (HICs)
- Hydrostatic motors
- Hydrostatic pumps
- Orbital motors
- PLUS+1® controllers
- PLUS+1® displays
- PLUS+1® joysticks and pedals
- PLUS+1® operator interfaces
- PLUS+1® sensors
- PLUS+1® software
- PLUS+1® software services, support and training
- Position controls and sensors
- PVG proportional valves
- Steering components and systems
- Telematics

**Danfoss Power Solutions** is a global manufacturer and supplier of high-quality hydraulic and electric components. We specialize in providing state-of-the-art technology and solutions that excel in the harsh operating conditions of the mobile off-highway market as well as the marine sector. Building on our extensive applications expertise, we work closely with you to ensure exceptional performance for a broad range of applications. We help you and other customers around the world speed up system development, reduce costs and bring vehicles and vessels to market faster.

Danfoss Power Solutions – your strongest partner in mobile hydraulics and mobile electrification.

### Go to [www.danfoss.com](http://www.danfoss.com) for further product information.

We offer you expert worldwide support for ensuring the best possible solutions for outstanding performance. And with an extensive network of Global Service Partners, we also provide you with comprehensive global service for all of our components.

Local address:

### Hydro-Gear

[www.hydro-gear.com](http://www.hydro-gear.com)

### Daikin-Sauer-Danfoss

[www.daikin-sauer-danfoss.com](http://www.daikin-sauer-danfoss.com)

**Danfoss  
Power Solutions (US) Company**  
2800 East 13th Street  
Ames, IA 50010, USA  
Phone: +1 515 239 6000

**Danfoss  
Power Solutions GmbH & Co. OHG**  
Krokamp 35  
D-24539 Neumünster, Germany  
Phone: +49 4321 871 0

**Danfoss  
Power Solutions ApS**  
Nordborgvej 81  
DK-6430 Nordborg, Denmark  
Phone: +45 7488 2222

**Danfoss  
Power Solutions Trading  
(Shanghai) Co., Ltd.**  
Building #22, No. 1000 Jin Hai Rd  
Jin Qiao, Pudong New District  
Shanghai, China 201206  
Phone: +86 21 2080 6201

Danfoss can accept no responsibility for possible errors in catalogues, brochures and other printed material. Danfoss reserves the right to alter its products without notice. This also applies to products already on order provided that such alterations can be made without subsequent changes being necessary in specifications already agreed. All trademarks in this material are property of the respective companies. Danfoss and the Danfoss logotype are trademarks of Danfoss A/S. All rights reserved.