
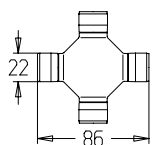
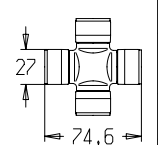
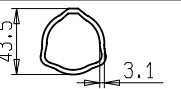
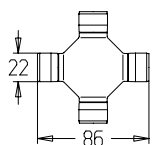
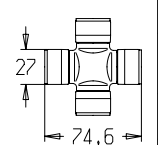
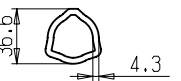


WARNING!

SECTIONS  OF THE ASSEMBLY ARE NOT SHIELDED AND MUST BE SHIELDED BY AN INTERACTIVE GUARDING SYSTEM. BONDIOLI & PAVESI DECLINES RESPONSIBILITY IF PROPER GUARDS ARE NOT PROVIDED OR MAINTAINED.

DRAFT

1	CODICE CODE WR7	LATO TRATTORE TRACTOR SIDE	LATO MACCHINA IMPLEMENT SIDE	TIPO-TYPE G4	CLIENTE / CUSTOMER 5200003 REIME AGRI AS	RIF. CLIENTE / CUSTOMER REF.	
2	CODICE CODE 098 LB 1700 Nm			DATA / DATE 27/11/2013	DESEGNATO / DESIGNED BY P. Panza	TIPO DI MACCHINA / TYPE OF IMPLEMENT	
3	 L=860			LUNGHEZZA MAX IN LAVORO MAX WORKING LENGTH Lw=1421	STUDIO / DESIGN	ORIGINE / ORIGIN	
4	 RILSAN L=860	VELOCITA' MAX MAX SPEED 540 min⁻¹	M max 2000 Nm	LUNGHEZZA MAX TEMPORANEA MAX TEMPORARY LENGTH Lt=1558	NOTE / NOTES		CODICE / CODE 7G4R101CEWR7098
				LUNGHEZZA MAX NON IN ROTAZIONE MAX LENGTH AT STANDSTILL Ls=1626			REV.