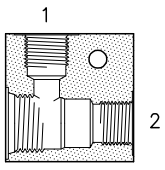
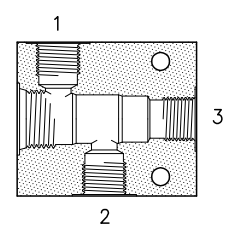
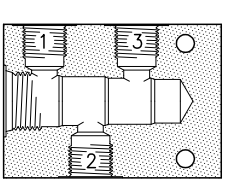
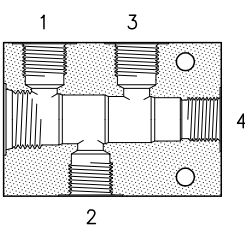


This series of bodies, realized in anodized aluminium alloy and in galvanized steel, includes all standard versions normally available. On request they can be supplied with different uses.

For out standard uses choiche please see technical schedule 17.010 ( D - I - S type ports ).

	Ordering Code Aluminium Bodies	Ordering Code Steel Bodies	Valve cavity	Ports	Technical schedule
Body <b>LO</b> type - <b>2</b> way  	20-LO-B05 28 144 104	20-LO-B05/FE 28 144 118	S 20/2	G 1/4 (B05)	16.010
	20-LO-B06 28 144 101	20-LO-B06/FE 28 144 119	S 20/2	G 3/8 (B06)	16.010
	28-LO-B05 28 144 128	28-LO-B05/FE 28 144 140	S 28/2	G 1/4 (B05)	16.010
	28-LO-B06 28 144 142	28-LO-B06/FE 28 144 141	S 28/2	G 3/8 (B06)	16.010
	30-LO-B06 38 144 101	30-LO-B06/FE 38 144 131	S 30/2	G 3/8 (B06)	16.010
	30-LO-B08 38 144 103	30-LO-B08/FE 38 144 132	S 30/2	G 1/2 (B08)	16.010
	50-LO-B08 58 144 100	50-LO-B08/FE 58 144 124	S 50/2	G 1/2 (B08)	16.010
	50-LO-B12 58 144 101	50-LO-B12/FE 58 144 125	S 50/2	G 3/4 (B12)	16.010
	70-LO-B16 78 144 100	70-LO-B16/FE 78 144 114	S 70/2	G 1 (B16)	16.010
	70-LO-B20 78 144 101	70-LO-B20/FE 78 144 115	S 70/2	G 1.1/4 (B20)	16.010
Body <b>C3</b> type - <b>3</b> way  	20-C3-B05 28 144 102	20-C3-B05/FE 28 144 120	S 20/3	G 1/4 (B05)	16.010
	20-C3-B06 28 144 103	20-C3-B06/FE 28 144 121	S 20/3	G 3/8 (B06)	16.010
	28-C3-B05 28 144 136	28-C3-B05/FE 28 144 143	S 28/3	G 1/4 (B05)	16.010
	28-C3-B06 28 144 129	28-C3-B06/FE 28 144 144	S 28/3	G 3/8 (B06)	16.010
	30-C3-B06 38 144 102	30-C3-B06/FE 38 144 133	S 30/3	G 3/8 (B06)	16.010
	30-C3-B08 38 144 105	30-C3-B08/FE 38 144 134	S 30/3	G 1/2 (B08)	16.010
	50-C3-B08 58 144 102	50-C3-B08/FE 58 144 126	S 50/3	G 1/2 (B08)	16.010
	50-C3-B12 58 144 103	50-C3-B12/FE 58 144 127	S 50/3	G 3/4 (B12)	16.010
	70-C3-B16 78 144 102	70-C3-B16/FE 78 144 116	S 70/3	G 1 (B16)	16.010
	70-C3-B20 78 144 103	70-C3-B20/FE 78 144 117	S 70/3	G 1.1/4 (B20)	16.010
Body <b>CC</b> type - <b>3</b> way  	30-CC-B05 38 144 108		S 30/4	G 1/4 (B05)	16.011
	30-CC-B06 38 144 115	30-CC-B06/FE 38 144 135	S 30/4	G 3/8 (B06)	16.011
	30-CC-B08 38 144 116	30-CC-B08/FE 38 144 136	S 30/4	G 1/2 (B08)	16.011
	50-CC-B08 58 144 106	50-CC-B08/FE 58 144 128	S 50/4	G 1/2 (B08)	16.011
	50-CC-B12 58 144 107	50-CC-B12/FE 58 144 129	S 50/4	G 3/4 (B12)	16.011
Body <b>C4</b> type - <b>4</b> way  	20-C4-B05 28 144 105	20-C4-B05/FE 28 144 122	S 20/4	G 1/4 (B05)	16.011
	20-C4-B06 28 144 106	20-C4-B06/FE 28 144 123	S 20/4	G 3/8 (B06)	16.011
	28-C4-B05 28 144 145	28-C4-B05/FE 28 144 146	S 28/4	G 1/4 (B05)	16.011
	28-C4-B06 28 144 147	28-C4-B06/FE 28 144 124	S 28/4	G 3/8 (B06)	16.011
	30-C4-B06 38 144 100	30-C4-B06/FE 38 144 137	S 30/4	G 3/8 (B06)	16.011
	30-C4-B08 38 144 104	30-C4-B08/FE 38 144 138	S 30/4	G 1/2 (B08)	16.011
	50-C4-B08 58 144 104	50-C4-B08/FE 58 144 130	S 50/4	G 1/2 (B08)	16.011
	50-C4-B12 58 144 105	50-C4-B12/FE 58 144 131	S 50/4	G 3/4 (B12)	16.011